


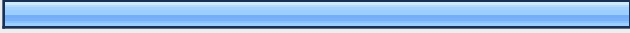

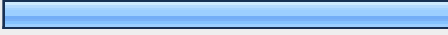





Barnes Staff Survey 2008-2009



1. I have a clear understanding of what the school is trying to achieve.			
		Response Percent	Response Count
No basis to judge		0.0%	0
Don't agree at all		0.0%	0
Agree moderately		21.9%	7
Agree completely		78.1%	25
		<i>answered question</i>	32
		<i>skipped question</i>	0




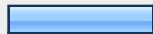
2. I am committed to achieving the school's goals.			
		Response Percent	Response Count
No basis to judge		0.0%	0
Don't agree at all		0.0%	0
Agree moderately		3.1%	1
Agree completely		96.9%	31
		<i>answered question</i>	32
		<i>skipped question</i>	0





3. All staff are committed to achieving the school's goals.			
		Response Percent	Response Count
No basis to judge		0.0%	0
Don't agree at all		12.5%	4
Agree moderately		68.8%	22
Agree completely		18.8%	6
		<i>answered question</i>	32
		<i>skipped question</i>	0




4. The staff keeps the school's goals in mind when making important decisions.			
		Response Percent	Response Count
No basis to judge		0.0%	0
Don't agree at all		6.3%	2
Agree moderately		53.1%	17
Agree completely		40.6%	13
		<i>answered question</i>	32
		<i>skipped question</i>	0



5. I believe the school's primary emphasis is improving student learning.			
		Response Percent	Response Count
No basis to judge		0.0%	0
Don't agree at all		0.0%	0
Agree moderately		16.1%	5
Agree completely		83.9%	26
<i>answered question</i>			31
<i>skipped question</i>			1


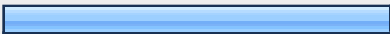
6. All students are expected to achieve high standards.			
		Response Percent	Response Count
No basis to judge		0.0%	0
Don't agree at all		0.0%	0
Agree moderately		71.9%	23
Agree completely		28.1%	9
<i>answered question</i>			32
<i>skipped question</i>			0




7. Teachers use effective strategies to help low performing students meet high academic standards.			
		Response Percent	Response Count
No basis to judge		6.3%	2
Don't agree at all		3.1%	1
Agree moderately		68.8%	22
Agree completely		21.9%	7
		<i>answered question</i>	32
		<i>skipped question</i>	0

8. All students are consistently challenged by rigorous lessons.			
		Response Percent	Response Count
No basis to judge		6.3%	2
Don't agree at all		6.3%	2
Agree moderately		81.3%	26
Agree completely		6.3%	2
		<i>answered question</i>	32
		<i>skipped question</i>	0

9. Many staff provide leadership in some way.			
		Response Percent	Response Count
No basis to judge		0.0%	0
Don't agree at all		3.2%	1
Agree moderately		54.8%	17
Agree completely		41.9%	13
		<i>answered question</i>	31
		<i>skipped question</i>	1



10. The Principal advocates for effective instruction for all students.			
		Response Percent	Response Count
No basis to judge		0.0%	0
Don't agree at all		0.0%	0
Agree moderately		21.9%	7
Agree completely		78.1%	25
		<i>answered question</i>	32
		<i>skipped question</i>	0




11. I believe people in leadership roles are a valuable resource.			
		Response Percent	Response Count
No basis to judge		0.0%	0
Don't agree at all		0.0%	0
Agree moderately		40.6%	13
Agree completely		59.4%	19
		<i>answered question</i>	32
		<i>skipped question</i>	0




12. School leadership considers various viewpoints when making decisions.			
		Response Percent	Response Count
No basis to judge		0.0%	0
Don't agree at all		10.0%	3
Agree moderately		43.3%	13
Agree completely		46.7%	14
		<i>answered question</i>	30
		<i>skipped question</i>	2



13. The Principal holds staff accountable for improving student learning.			
		Response Percent	Response Count
No basis to judge		0.0%	0
Don't agree at all		3.2%	1
Agree moderately		38.7%	12
Agree completely		58.1%	18
		<i>answered question</i>	31
		<i>skipped question</i>	1



14. Building teams obtain a variety of perspectives when making decisions.			
		Response Percent	Response Count
No basis to judge		6.3%	2
Don't agree at all		9.4%	3
Agree moderately		62.5%	20
Agree completely		21.9%	7
		<i>answered question</i>	32
		<i>skipped question</i>	0




15. Staff discusses teaching issues on a regular basis.			
		Response Percent	Response Count
No basis to judge		0.0%	0
Don't agree at all		0.0%	0
Agree moderately		37.5%	12
Agree completely		62.5%	20
		<i>answered question</i>	32
		<i>skipped question</i>	0




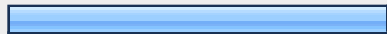
16. Staff members work together to solve problems related to school issues.			
		Response Percent	Response Count
No basis to judge		0.0%	0
Don't agree at all		6.3%	2
Agree moderately		56.3%	18
Agree completely		37.5%	12
		<i>answered question</i>	32
		<i>skipped question</i>	0




17. The staff works in teams across grade levels to help increase student learning.			
		Response Percent	Response Count
No basis to judge		0.0%	0
Don't agree at all		3.2%	1
Agree moderately		51.6%	16
Agree completely		45.2%	14
		<i>answered question</i>	31
		<i>skipped question</i>	1




18. Staff routinely work together in grade level teams to plan what will be taught.			
		Response Percent	Response Count
No basis to judge		0.0%	0
Don't agree at all		0.0%	0
Agree moderately		38.7%	12
Agree completely		61.3%	19
		<i>answered question</i>	31
		<i>skipped question</i>	1





19. I enjoy being on this staff.			
		Response Percent	Response Count
No basis to judge		0.0%	0
Don't agree at all		0.0%	0
Agree moderately		21.9%	7
Agree completely		78.1%	25
		<i>answered question</i>	32
		<i>skipped question</i>	0

20. The school's curriculum is aligned with state standards (GLE's).			
		Response Percent	Response Count
No basis to judge		6.5%	2
Don't agree at all		0.0%	0
Agree moderately		41.9%	13
Agree completely		51.6%	16
		<i>answered question</i>	31
		<i>skipped question</i>	1

21. I have a good understanding of the state standards in the areas I teach.			
		Response Percent	Response Count
No basis to judge		19.4%	6
Don't agree at all		3.2%	1
Agree moderately		19.4%	6
Agree completely		58.1%	18
		<i>answered question</i>	31
		<i>skipped question</i>	1

22. Instruction builds on what students already know.			
		Response Percent	Response Count
No basis to judge		9.7%	3
Don't agree at all		0.0%	0
Agree moderately		48.4%	15
Agree completely		41.9%	13
		<i>answered question</i>	31
		<i>skipped question</i>	1

23. I use a variety of approaches and activities to help students learn.			
		Response Percent	Response Count
No basis to judge		13.3%	4
Don't agree at all		0.0%	0
Agree moderately		16.7%	5
Agree completely		70.0%	21
		<i>answered question</i>	30
		<i>skipped question</i>	2

24. I know the research basis for the instructional strategies being used.			
		Response Percent	Response Count
No basis to judge		9.7%	3
Don't agree at all		3.2%	1
Agree moderately		45.2%	14
Agree completely		41.9%	13
		<i>answered question</i>	31
		<i>skipped question</i>	1

25. The staff uses assessment results to help plan instructional lessons.			
		Response Percent	Response Count
No basis to judge		3.2%	1
Don't agree at all		0.0%	0
Agree moderately		51.6%	16
Agree completely		45.2%	14
		<i>answered question</i>	31
		<i>skipped question</i>	1





26. Staff modify their instructional practices based on classroom assessment information.			
		Response Percent	Response Count
No basis to judge		13.8%	4
Don't agree at all		0.0%	0
Agree moderately		48.3%	14
Agree completely		37.9%	11
		<i>answered question</i>	29
		<i>skipped question</i>	3




27. I obtain regular feedback through assessments on how my students are doing.			
		Response Percent	Response Count
No basis to judge		3.2%	1
Don't agree at all		0.0%	0
Agree moderately		45.2%	14
Agree completely		51.6%	16
		<i>answered question</i>	31
		<i>skipped question</i>	1

28. Teaching and learning are the focus of staff observations and evaluations.			
		Response Percent	Response Count
No basis to judge		6.5%	2
Don't agree at all		0.0%	0
Agree moderately		19.4%	6
Agree completely		74.2%	23
		<i>answered question</i>	31
		<i>skipped question</i>	1

29. Staff provide feedback to each other to help improve instructional practices.			
		Response Percent	Response Count
No basis to judge		3.2%	1
Don't agree at all		9.7%	3
Agree moderately		61.3%	19
Agree completely		25.8%	8
		<i>answered question</i>	31
		<i>skipped question</i>	1

30. High quality work is expected of all the adults who work at the school.			
		Response Percent	Response Count
No basis to judge		0.0%	0
Don't agree at all		9.7%	3
Agree moderately		41.9%	13
Agree completely		48.4%	15
		<i>answered question</i>	31
		<i>skipped question</i>	1




31. Assessment results are used to determine professional learning activities.			
		Response Percent	Response Count
No basis to judge		9.7%	3
Don't agree at all		3.2%	1
Agree moderately		51.6%	16
Agree completely		35.5%	11
		<i>answered question</i>	31
		<i>skipped question</i>	1




32. Staff members get help in areas they need to improve.			
		Response Percent	Response Count
No basis to judge		6.5%	2
Don't agree at all		0.0%	0
Agree moderately		67.7%	21
Agree completely		25.8%	8
		<i>answered question</i>	31
		<i>skipped question</i>	1





33. Professional development activities are consistent with school goals.			
		Response Percent	Response Count
No basis to judge		6.5%	2
Don't agree at all		0.0%	0
Agree moderately		38.7%	12
Agree completely		54.8%	17
		<i>answered question</i>	31
		<i>skipped question</i>	1


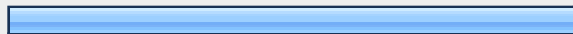

34. I have enough opportunities to grow professionally.			
		Response Percent	Response Count
No basis to judge		0.0%	0
Don't agree at all		6.5%	2
Agree moderately		38.7%	12
Agree completely		54.8%	17
		<i>answered question</i>	31
		<i>skipped question</i>	1


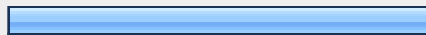

35. Different staff members periodically lead professional development activities for other staff.			
		Response Percent	Response Count
No basis to judge		0.0%	0
Don't agree at all		9.7%	3
Agree moderately		35.5%	11
Agree completely		54.8%	17
		<i>answered question</i>	31
		<i>skipped question</i>	1




36. Students feel safe on school property during school hours.			
		Response Percent	Response Count
No basis to judge		0.0%	0
Don't agree at all		3.3%	1
Agree moderately		56.7%	17
Agree completely		40.0%	12
		<i>answered question</i>	30
		<i>skipped question</i>	2




37. Staff show they care about all of their students.			
		Response Percent	Response Count
No basis to judge		0.0%	0
Don't agree at all		3.2%	1
Agree moderately		45.2%	14
Agree completely		51.6%	16
		<i>answered question</i>	31
		<i>skipped question</i>	1

38. The staff respects the cultural heritage of students.			
		Response Percent	Response Count
No basis to judge		3.2%	1
Don't agree at all		3.2%	1
Agree moderately		25.8%	8
Agree completely		67.7%	21
		<i>answered question</i>	31
		<i>skipped question</i>	1

39. Students respect those who are different from them.			
		Response Percent	Response Count
No basis to judge		0.0%	0
Don't agree at all		6.5%	2
Agree moderately		87.1%	27
Agree completely		6.5%	2
		<i>answered question</i>	31
		<i>skipped question</i>	1

40. Instruction is adjusted to meet individual student needs and differences.			
		Response Percent	Response Count
No basis to judge		3.2%	1
Don't agree at all		0.0%	0
Agree moderately		64.5%	20
Agree completely		32.3%	10
		<i>answered question</i>	31
		<i>skipped question</i>	1

41. Student discipline problems are managed well.			
		Response Percent	Response Count
No basis to judge		0.0%	0
Don't agree at all		9.7%	3
Agree moderately		48.4%	15
Agree completely		41.9%	13
		<i>answered question</i>	31
		<i>skipped question</i>	1

42. I feel safe expressing my ideas and opinions with other staff.			
		Response Percent	Response Count
No basis to judge		0.0%	0
Don't agree at all		6.5%	2
Agree moderately		58.1%	18
Agree completely		35.5%	11
		<i>answered question</i>	31
		<i>skipped question</i>	1

43. The school works with many community organizations to support its students.			
		Response Percent	Response Count
No basis to judge	<input type="checkbox"/>	3.2%	1
Don't agree at all	<input type="checkbox"/>	6.5%	2
Agree moderately	<input type="checkbox"/>	54.8%	17
Agree completely	<input type="checkbox"/>	35.5%	11
<i>answered question</i>			31
<i>skipped question</i>			1

44. The school provides ample information to families about how to help students succeed in school.			
		Response Percent	Response Count
No basis to judge	<input type="checkbox"/>	0.0%	0
Don't agree at all	<input type="checkbox"/>	6.5%	2
Agree moderately	<input type="checkbox"/>	32.3%	10
Agree completely	<input type="checkbox"/>	61.3%	19
<i>answered question</i>			31
<i>skipped question</i>			1

45. Parents are involved as volunteers at the school.			
		Response Percent	Response Count
No basis to judge		3.2%	1
Don't agree at all		9.7%	3
Agree moderately		61.3%	19
Agree completely		25.8%	8
		answered question	31
		skipped question	1

46. Please add comments below.		
		Response Count
		10
		answered question
		10
		skipped question
		22

47. What is your primary role at Barnes?			
		Response Percent	Response Count
Classroom Teacher		51.6%	16
Building Administrator		0.0%	0
Other Certificated Staff		25.8%	8
Instructional Assistant		16.1%	5
Other Classified Staff		6.5%	2
		answered question	31
		skipped question	1